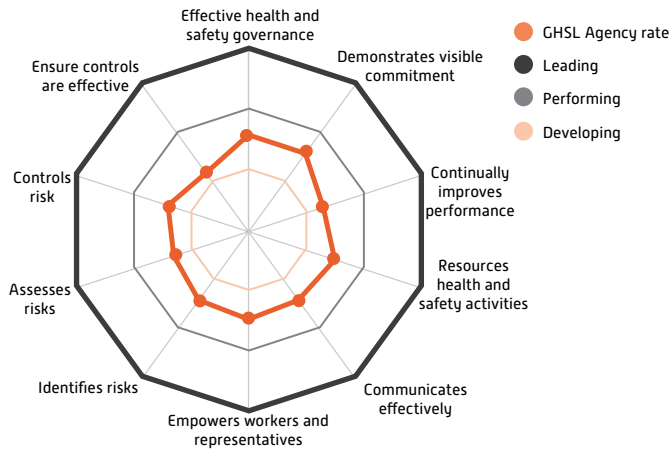


# 2020 SECTOR SUMMARY

## SECTOR MATURITY\*



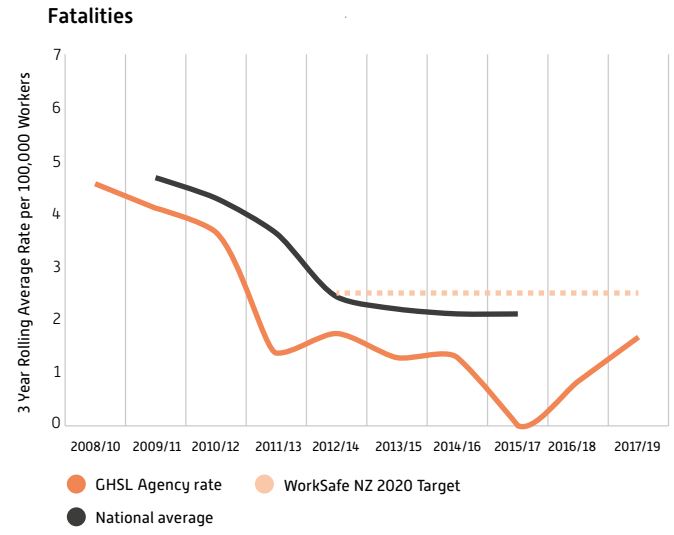
% of sector who have completed a SafePlus assessment\*\*  
 2020 **60%**      2019 **21%**

\* Only includes agencies who have completed a full SafePlus assessment  
 \*\* Includes all agencies who have completed a full and online SafePlus assessment

## SECTOR HEALTH AND SAFETY CAPABILITY

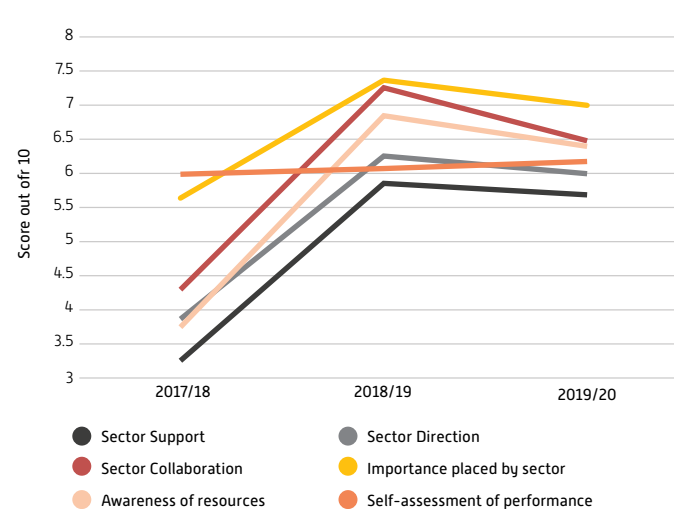
2018	2019	2020	Metric
50%	41%	46%	% of career ready interns finding H&S roles in the public sector
9	22	20	Number of interns participating in this year's programme
26%	N/A	42%	Number of H&S practitioners with 10 or more years of experience
51%	N/A	50%	H&S professionals who are members of a professional association
46%	N/A	44%	H&S professionals with a H&S qualification

## REDUCING HARM

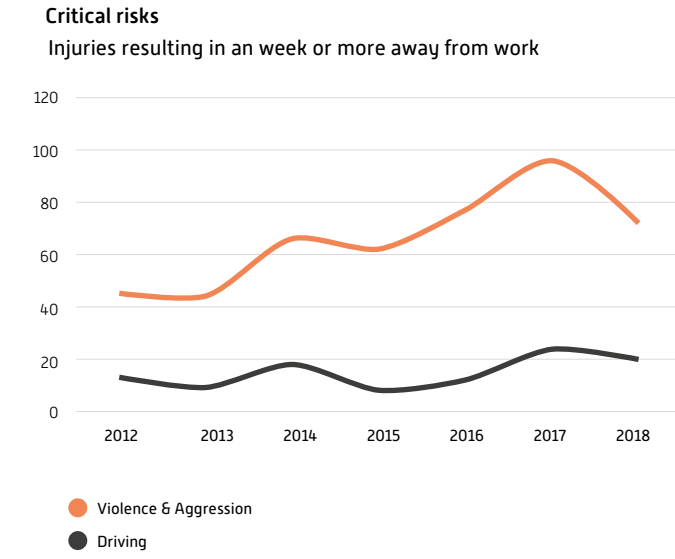


Two people from our sector died at work last year (2019)

## SENIOR LEADERSHIP PERCEPTIONS



## REDUCING HARM



## REDUCING HARM

